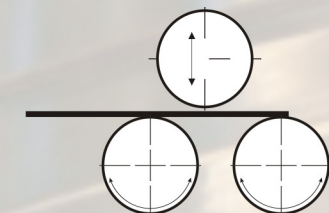




# LINHA CPM

## Calandra Piramidal Motorizada

- Aperto manual.
- Sistema de controle móvel.
- Sistema de segurança.



### Características Técnicas

Modelo	Calandragem (mm)	Ø dos rolos - mm		Motor (cv)	Peso aprox. Kg
		Superior	Inferiores		
CPM 2005	2.000 x 5	160	140	5	1.750
CPM 2008	2.000 x 8	180	160	5	2.100
CPM 2010	2.000 x 10	200	175	7.5	2.450
CPM 2013	2.000 x 13	220	200	10	2.780
CPM 2510	2.500 x 10	230	195	10	5.100
CPM 2513	2.500 x 13	250	225	10	5.300
CPM 3006	3.000 x 6	194	170	7.5	4.500